



Factors Influencing Patients' Adherence to Tuberculosis Treatment Before and During COVID 19 Era in the Hohoe Municipality, Ghana

Anthony Edward Boakye^{1*} and Rita Tekpertey²

¹Department of Health, Physical Education and Recreation, University of Cape Coast, Cape Coast, Ghana

²Department of Biostatistics and Epidemiology, University of Health and Allied Sciences, Ho, Ghana

Citation: Anthony Edward Boakye, Rita Tekpertey (2025) Factors Influencing Patients' Adherence to Tuberculosis Treatment Before and During COVID 19 Era in the Hohoe Municipality, Ghana. J.of Psy Ins Review 1(1), 01-17. WMJ/JPIR-102

Abstract

Obviously, if a TB patient does not adhere to treatment, symptoms may not be relieved or the disorder may not be cured. The study investigates the factors influencing patients' TB treatment adherence before and during the COVID-19 pandemic period in the Hohoe Municipality, Ghana. This descriptive study employed cross-sectional study design with 114 participants who were randomly selected from the Directly Observed treatment, short-course (DOTs) register. Descriptive analysis was conducted to summarise participants' responses under each research question. Simple logistic regression analysis was done to determine factors that influence TB patients' treatment adherence before and during COVID-19. The study revealed an increase in treatment success rate during the COVID-19 period. That is from 82.7% before COVID-19 to 89.1% during COVID-19. The study revealed a decrease in default 1.1% and death 4.3% during the COVID-19 period. Out of 114 participants, majority (81.6%) indicated that there was an adequate supply of medicine during the COVID-19 period for their intake anytime they visited the TB clinic. About seventy-three (72.8%) of the participants reported that they had difficulties in receiving their medication due to the lockdown during the COVID-19 period. Participants who received counselling about TB before treatment was significant at [AOR=4.90(CI: 1.34-17.81), $p=0.016$]. Satisfied with TB health services was significant at [AOR=18.2 (CI: 5.16-64.12), $p=0.001$]. Participants who attained a tertiary level of education was significant at [AOR=0.07 (CI:0.01-0.47), $p=0.005$].

***Corresponding Author:** Anthony Edward Boakye, Department of Health, Physical Education and Recreation, University of Cape Coast, Cape Coast, Ghana.

Submitted: 22.02.2025

Accepted: 25.02.2025

Published: 13.03.2025

Keywords: Adherence, COVID 19, Pandemic, Patients, Tuberculosis Treatment

Introduction

Tuberculosis (TB) is a preventable and usually curable disease [1,2]. Yet in 2023, it became the world's

leading cause of death when it claimed the lives of 1.25 million people from a single infectious agent in-

cluding 161 000 people with HIV [3]. It has been estimated that every year more than 10 million people fall ill with TB. It is noted to be the leading cause of death of people with HIV and also a major contributor to antimicrobial resistance [4,5]. Globally, the total TB cases estimated in 2023 were at 10.8 million a slight increase from 10.7 million in 2022 although still much higher than 10.4 million in 2021 and 10.1 million in 2020 [3,1]. Most of the people who develop TB disease each year are in 30 high TB burden countries, which accounted for 87% of the global total in 2023. Five countries accounted for 56% of the worldwide total: India (26%), Indonesia (10%), China (6.8%), the Philippines (6.8%) and Pakistan (6.3%) [6]. In 2023, 55% of people who developed TB were men, 33% were women and 12% were children and young adolescents [7]. TB is present in all countries and age groups. TB, which usually affects the lungs can be treated with antibiotics but can be serious if not treated [8].

TB treatment involves taking antibiotic medicines [9]. Treatment can last 4 to 9 months or longer [10]. Taking TB medicines and completing treatment will not only cure TB but it will also improve the body's ability to fight other infections [11]. TB treatment varies in duration, types of anti-TB drugs prescribed and dose and frequency of each drug [12,13]. Currently, the recommended treatment for drug-susceptible TB is a six-month course of four antibiotics namely (isoniazid, rifampicin, ethambutol and pyrazinamide) [14]. To be effective, medications need to be taken daily for 4–6 months [15,16]. It is dangerous to stop the medications early or without medical advice as it can prompt TB bacteria in the body to become resistant to the drugs [17].

Drug-resistant TB can take longer to treat and be more complicated. Multidrug-resistant TB (MDR-TB) remains a public health crisis and a health security threat [18]. Only about 2 in 5 people with drug resistant TB accessed treatment in 2023 [19,20]. Global efforts to combat TB have saved an estimated 79 million lives since the year 2000. Ending the TB epidemic by 2030 is among the health targets of the United Nations Sustainable Development Goals (SDGs) [21,22]. Promoting TB drug adherence for TB patients is vital to lessen the impact of the disease [23,24].

Adherence is defined by the World Health Organisation (WHO) as the extent to which a person's behaviour—taking medication, following a diet, and/or executing lifestyle changes—corresponds with agreed recommendations from a health care provider [25]. Obviously, if a person does not adhere to TB treatment, symptoms may not be relieved or the disorder may not be cured [26,27]. However, not adhering may have other serious or costly consequences [28]. Not adhering is estimated to result in 125,000 deaths [29,30]. In addition, it is thought that up to 23% of nursing home admissions, 10% of hospital admissions, and many doctor visits, diagnostic tests, and unnecessary treatments could be avoided if people take their drugs as directed [31]. Not only does not adhering add to the cost of medical care, it can also worsen the quality of life. Not taking all prescribed doses of an anti-biotic can cause an infection to flash up again and may be contributing to the problem of drug-resistant bacteria [32-34]. People are more likely to adhere to treatment if they have a good relationship with their doctor and pharmacist [35,36].

Worldwide, non-compliance is a major obstacle to the effective delivery of health care [37,38]. Efforts to improve compliance have been aimed at simplifying medication packaging, providing effective medication reminders, improving patient education, and limiting the number of medications prescribed simultaneously [38]. An estimated half of those for whom treatment regimens are pre-scribed do not follow them as directed [39,40]. It is estimated that over half the medications prescribed for people with chronic diseases are not taken as directed [41]. Taking medication correctly may seem like a simple or personal matter, but non-adherence, or not taking medication as directed, is a complicated and common problem [38].

However, COVID-19 had a major impact on National TB Programme, since the patients stopped visiting or could not visit hospitals due to the pandemic and resultant lockdowns [42]. There were serious impacts since the resources and personnel allotted for TB were diverted for COVID-19 work [42,43]. Despite that, diagnosis of TB came down drastically [44]. Even when people had cough, they stopped visiting hospitals due to fear of getting COVID or getting isolated [45]. This in return paved way for spreading of infection to other family members too. Many patients suffered during

the Pandemic, which even caused several deaths among TB patients [46]. The COVID 19 adversely affected treatment adherence and adverse drug reaction monitoring as health workers were deployed to the COVID-19 response [47,48]. Yet, the WHO stressed the importance of continuing essential health services to protect affected persons and those at risk [49,50]. Therefore, it was crucial that national pro-programmes continue to provide TB services while at the same time maintaining their response to the COVID-19 outbreak [48,51]. During the pandemic, tuberculosis-related deaths rose from 5.0%-to-12.7% [52].

Ghana's adherence strategy currently involves the use of the DOTS under Community Based Treatment Care. Under this, treatment supporters are chosen together by the health worker and the TB client to monitor their daily doses of treatment at the community level and supervised by the nearest health facility staff [53,54,55]. People do not realize the real damage or effects of non-adherence. When people with chronic conditions such as TB disease do not take medication as directed, the repercussions can be severe [56]. Patients with TB are expected to adhere to treatment plans at a level of more than 90% to facilitate a cure or have a favourable outcome [57,58].

Sadly, studies conducted in Ghana recorded low rate of TB treatment adherence. For instance, recorded an adherence rate of 75%, found a 63% adherence rate, reported a prevalence of 22% noncompliance to treatment among TB patients. Despite local, national, and worldwide efforts to prevent and control TB, patients continue to stop taking their medications before they may be declared cured [53,56,59-62]. Therefore, a deeper comprehension of the factors influencing patients' TB treatment adherence before (2017-2018) and during COVID 19 (2019-2020) period is necessary to improve TB treatment outcomes. Hence the focus of the study.

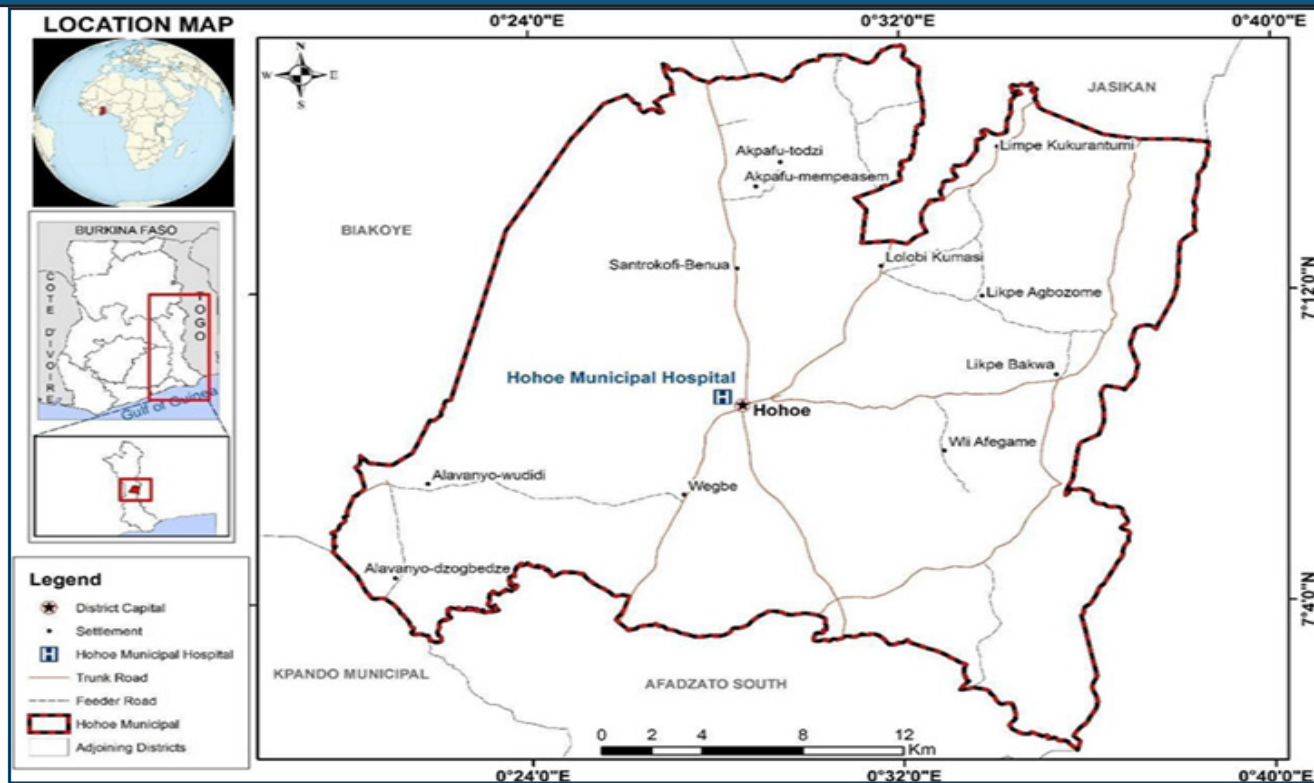
Specifically, the study sought to assess the TB treatment outcome before covid-19 (2017-2018) and during the covid-19 pandemic (2019-2020) in the Hohoe Municipality, Ghana; analyse TB treatment adherence challenges patients encounter during covid-19 pandemic period in the Hohoe Municipality, Ghana; examine health facility-related factors that

influence patients' adherence to TB treatment in the Hohoe Municipality, Ghana and lastly, ascertain the factors that are associated with patients' adherence to TB treatment before (2017-2018) and during the covid-19 (2019-2020) period in the Hohoe Municipality, Ghana.

Methods

Study Site and Participants

Hohoe Municipality was chosen for the study. The Municipality was chosen because in 2013, 1763 TB cases were detected in the Volta Region [63], out of which 1,340 are undergoing treatment. 344 of them have been completely cured. Moreover, TB is noted as among the three top causes of death among women from 15-to-44years [63]. Records available in the Volta Region show that TB cases remain high, with about 60 and 58.2 TB cases per 100,000 population estimated in 2016 and 2017, respectively [61]. The study participants included TB patients who registered and received treatment at the counselling unit of Hohoe Municipal hospital before covid-19 (2017-2018) and during the period 2019 to 2020. Also, all records on TB patients for the period January 2017 to December 2020 were reviewed. The Volta Regional Hospital is a moderately-sized public hospital serving the Hohoe municipality in the northern part of the Volta Region of Ghana.



Source: CERGIS (2022)

Figure 1: Map of Hohoe Municipality.

Study Design and Data Source

A descriptive cross-sectional study design was adopted. The design was appropriate as it enables data to be collected on an individual’s characteristics at the time of the study alongside information about the outcome, and the association between the individual’s characteristics and the outcome of interest [64,65]. Data were collected from TB patients who registered and received treatment at the counselling unit of Hohoe Municipal hospital before (2017-2018) and during the covid-19 period (2019 to 2020). As well, a retrospective review of TB treatment cards of patients who received tuberculosis treatment in the counselling unit of the hospital were also used.

Inclusion Criteria

All available TB records from January 2017 to December 2020 was extracted. Also, the study included all TB patients who were on treatment at the Volta Regional Hospital in the midst of COVID-19 pandemic.

Exclusion Criteria

Records with incomplete data were excluded from the study as well as TB patients who could not be

reached via the contact telephone number or address provided in the register were excluded.

Sampling Procedure

Systematic random sampling technique was employed for the study. This technique helped the investigators to select participants to be included in the sample based on a systematic rule, using a fixed interval. In the field, the rule permitted us to include the last patient from every 5 patients. Therefore, we included patients with the following numbers (5, 10, 15, 20, 25, ...etc.) [66].

Sample Size Determination

A sample size of 114 was recruited for the study with the help of [67] sample size determination formula. The sample was selected from TB clients registered at the Volta Regional Hospital from the year 2017 to 2020 cohort.

$$s = \frac{(X^2 NP(1-P))}{(d^2 NP(N-1) + X^2 NP(1-P))}$$

Where

s= required sample size,

X = the table value of chi-size for 1 degree of freedom at the desired confidence level (3.841)

N = the TB population size (118), Hohoe
 p = the population proportion (as assumed to be 0.50 since this will produce the maximum sample size),
 d = the degree of accuracy expressed as a proportion (0.05)

$$s = 109 \frac{3.841^2 \times 118 \times 0.50(1-0.50)}{05^2 (118-1) + 3.841^2 NP \times 0.50(1-0.50)}$$

Adding a non-response rate of 5%, actual sample size = $(109 \times 0.05) + 109 = 114$. Therefore, the sample size for the study was 114 TB patients.

Data Collection Procedure

Data were collected from participants in the field with the help of three research assistants using a standardized questionnaire designed in a Kobo Collect software. Treatment outcomes were investigated by reviewing the records of all TB patients who had been diagnosed with active TB as defined by WHO criteria and who received anti-TB treatment between January 2017 and December 2020 using a data collection sheet. The data collection sheet contained socio-demographic characteristics of the study participants and information on treatment outcomes (cured, treatment completed, defaulted, died or treatment failed).

Quality Control

The following measures were put in place to ensure that the data collected were of good quality:

Three research assistants were recruited and trained to assist in data collection for the study.

The principal investigator supervised the data collection.

The data collected were critically examined at the end of each day. Data handled by the research assistants were cross-checked by the principal investigator for consistency and completeness by verifying from the source records (TB cards). Research assistants double-checked data gathered by the principal investigator with the aim to achieve accuracy.

The questionnaire was pretested at the Ho Teaching Hospital (Trafalgar) to know what to add or remove from the items on the questionnaire.

Data Analysis

Both data collected from the field and that obtained from the retrospective record review of previously treated TB patients were analyzed using STATA version 17.0. The effects of predefined potential risk factors on the likelihood of adherence were modeled using logistic regression, and odds ratios with corresponding 95% confidence intervals was reported as the measures of the degree of associations. Variables significantly associated with the likelihood of treatment adherence in the analysis (i.e., P value < 0.05) were included in a multivariable logistic regression model to determine their adjusted relative contributions in predicting the likelihood of treatment adherence. Using the retrospectively extracted treatment outcomes and other patient factors, similar procedures were followed to identify variables which were significantly associated with the likelihood of having unsuccessful treatment outcomes while simultaneously adjusting for the effect of other variables. Results were reported as being statistically significant whenever p value was not greater than the cutoff 0.05.

Ethical Issues

Data collection commenced after the University of Health and Allied Sciences Ethical Review Committee had approved the research protocol and granted ethical clearance (with ID number UHAS-REC A./111/21-22). Additionally, in the field, informed consent was obtained from participants after the aims, significance, benefits and risks involved were fully explained to them. Anonymity was ensured by assigning code and numbers to the questionnaire instead of using their names. The respondents were assured that the information gathered was for the purposes of academic and nothing else. The participants were allowed to decide whether to participate in the study or not.

Results

This section presents the findings of the study. The results are presented in line with the objectives of the study.

Socio-Demographic Characteristics of Respondents

The mean age of the participants was 41.3(SD: +17.1) years. Twenty-nine per cent (29.0%) of the participants were between 50 years and above. About fifty-three per cent (52.6%) of the participants were within the

married category at the time of the study. A little above thirty-five per cent (35.1%) were Ewes and close to 15 per cent (14.9%) had primary school education. More than half (50.9%) of the respondents stay at a distance of 0-5km close to their clinic (Table 1).

Table 1: Socio-Demographic Characteristics of Respondents

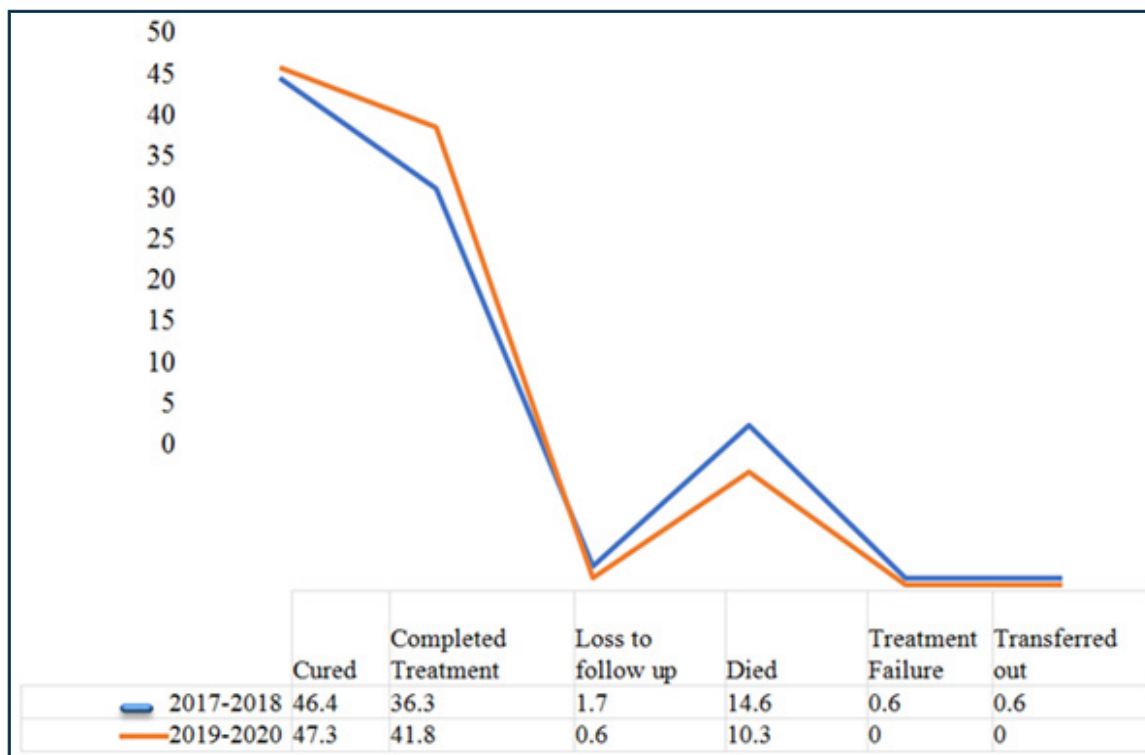
Variables	F	%
Sex		
Male	90	79.0
Female	24	21.0
Age(years) Mean Age (SD)	41.3(±17.1)	
Less than 20	16	14.0
21-30	21	18.4
31-40	18	15.8
41-50	26	22.8
50+	33	29.0
Ethnicity		
Ewe	40	35.1
Guan	15	13.2
Akan	25	21.9
Ga	18	15.8
Others	16	14.0
Education level		
No formal education	23	20.2
Primary level	17	14.9
JHS	30	26.3
Secondary	20	17.5
Tertiary level	24	21.1
Marital status		
Single	31	27.2
Married	60	52.6
Divorced	23	20.2
Distance home-clinic (km)		
0-5km	58	50.9
>5km	56	49.1
Residence area		
Rural	46	40.4
Urban	68	59.6
HIV status		
Positive	17	14.9
Negative	97	85.1
Alcohol use		
No	71	62.3
Yes	43	37.7

Smoking		
No	98	86.0
Yes	16	14.0

Source: Fieldwork (2022).

TB Treatment Outcome Before COVID-19 (2017-2018) and During COVID-19 Pandemic (2019-2020)

Figure 2 below represents the treatment outcomes for 344 records, for the period before COVID-19 (2017-2018) and during COVID-19 (2019-2020). The figure shows an increase in treatment success rate during the COVID-19 period from 82.7% (cured 46.4%+36.3%) before COVID-19 to 89.1% (cured 47.3%+41.8%) during COVID-19 (see Figure 1). Again, the figure revealed a decrease in loss-to-follow up from 1.7% before covid-19(2017-2018) to 0.6% during COVID-19(2019-2020) and death from 14.6% before COVID-19(2017-2018) to 10.3% during the COVID-19(2019-2020) period (see Figure 1). The various treatment outcomes such as treatment failure etc. and their rates are presented in the graph.



Source: Fieldwork (2022)

Figure 2: TB treatment outcomes Before COVID (2017-2018) and During the COVID 19 Pandemic (2019-2020)

TB Treatment Adherence Challenges During COVID-19 Era

In our pursuit to unravel TB treatment adherence challenges during covid-19 instigated a number of questions ranging from medicine availability at DOTs centre, find it difficult to receive medication, etc. The results are pre-sented in Table 2.

Table 2: Patient Adherence to TB Treatment during Covid-19 Pandemic

Variables	F	%
Availability of Medicines at the DOTS Centre		
No	21	18.4
Yes	93	81.6
Difficult in Receiving Medication Due to the Lockdown		
No	31	27.2
Yes	83	72.8
Difficult to go for Medication Due to the Fear of COVID 19		
No	43	37.7
Yes	71	62.3
Fail to Collect your Medication Because of Transportation Problems during the COVID 19 pandemic		
No	99	86.8
Fail to Visit the Facility for your Medicine Because you had no Access to Food		
No	107	93.9
Yes	7	6.1
Sometimes Forget to take TB Pills during the COVID 19 pandemic		
No	74	64.9
Yes	40	35.1
Family Members Encourage you to Continue Taking your Medicines During the Pandemic		
No	53	46.5
Yes	61	53.5
Sometimes Stop Taking your Medication, when you Felt Better		
No	81	71.1
Yes	33	28.9
Felt Hassle about Sticking to your TB Treatment Plan during the COVID 19 pandemic		
Yes	5	4.4
No	109	95.6
Long Distance Hindered you from Collecting your Medications from the Facility during Covid-19		
No	97	85.1
Yes	17	14.9

Source: Fieldwork (2022)

Out of 114 participants, majority (81.6%) indicated that there was an adequate supply of medicine during the COVID-19 period for their intake anytime they visit the TB clinic (see Table 2). More than seventy per cent (72.8%) of the participants reported that they had difficulties in receiving their medication due to the lockdown during the COVID-19 period.

Also, less than half (37.7%) of the participants indicated fear of COVID-19 as a reason why they could not go for their medication (see Table 2). Less than ten per cent of the participants (6.1%) indicated that access to food was a reason why they could not visit the health facility for their medication (see Table 2). About sixty-five per cent (64.9%) of the participants

re-ported that they sometimes forget their TB pills during the pandemic. More than half (53.5%) of the participants in-dicated that they were encouraged to take their TB medi-cation by their family members (see Table 2).

Participants’ Adherence level to TB Treatment during COVID-19

Figure 3 below is a pie chart showing the distribution of adherence levels to TB treatment among participants. Out of the 114 participants, about sixty-one per cent (60.5%) reported good adherence to TB treatment during COVID-19 while 39.5% reported poor adherence to treatment during COVID-19.

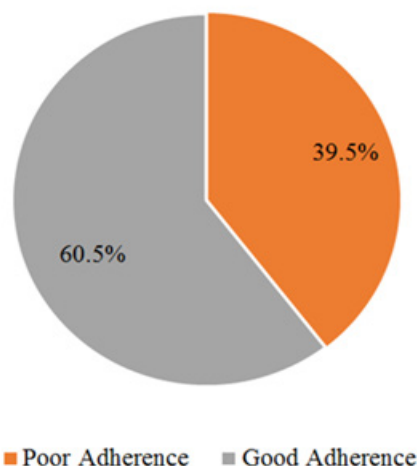


Figure 3: Participants’ Adherence Level to TB Treatment During COVID-19. Source: Fieldwork 20(2022)

Factors Associated with Adherence to TB Treatment During COVID 19 Period

To be able to ascertain factors associated with TB treatment adherence, participants were asked a number of questions ranging from health education, monthly appointment, counselling, delays, service satisfaction and health facility privacy. The results are presented in Table 3.

Table 3: Factors Associated with Adherence to TB Treatment During COVID 19 Period

Variables	F	%
Health Education Provided During Treatment		
No	12	10.5
Yes	102	89.5
Taking Monthly Appointment Card		
No	22	19.3
Yes	92	80.7
Receive Counselling About TB Treatment		
No	26	22.8
Yes	88	77.2
Delayed Before Being Served at the DOTs Unit		
No	89	78.1
Yes	25	21.9
Satisfy with Health Service		
No	49	43.0
Yes	65	57.0

No	62	54.4
Yes	52	45.6

Source: Fieldwork (2022).

Out of the 114 participants, majority (89.5%) reported that they were provided with health education before they started their treatment while less than twenty per cent (19.3%) indicated they did not take their monthly appointment card (see Table 3). Most, 77.2% of the participants said they were counselled about TB when they visited the facility (see Table 3). Nearly twenty-two per cent (21.9%) of the participants reported that they were delayed at the DOTs center when they went for their medications. More than half (57.0%) of the participants said they were satisfied with the service provided to them at the TB clinic (see Table 3).

Factors Associated with Adherence to TB Treatment During the COVID-19 Period

After adjusting for the possible confounding effect of the variables, participants who attained a tertiary level of education were less likely to adhere to TB treatment during the COVID-19 period with a reduced odd of 93% [AOR=0.07 (CI:0.01–0.47), p=0.005]. The odds among participants who received counselling about TB before treatment were 4.9 times more likely to adhere to TB treatment during the COVID-19 period than those who did not receive any counseling [AOR=4.90(CI: 1.34-17.81), p=0.016]. Participants who were satisfied with TB health services were 18.2 times more likely to adhere to TB treatment during the COVID-19 period than those who were not satisfied [AOR=18.2 (CI: 5.16-64.12), p=0.001].

Table 4: Factors Associated with Adherence Level to TB Care During the COVID-19 Period

Variables	Poor adherence	Good adherence	COR (95%CI), p-value	AOR (95%CI), p-value
Sex				
Male	34(75.6)	56(81.2)	Ref	
Female	11(24.4)	13(18.8)	0.72(0.29-1.78)0.474	
Age				
Less than 20	10(22.2)	6(8.7)	Ref	
21-30	7(15.6)	14(20.3)	3.33(0.85-13.0)0.083	
31-40	7(15.6)	11(15.9)	2.62(0.65-10.5)0.174	
41-50	9(20.0)	17(24.6)	3.15(0.86-11.5)0.83	
51 above years	12(26.7)	21(30.4)	2.92(0.85-10.03)0.090	
Ethnicity				
Ewe	18(40.0)	22(31.9)	Ref	
Guan	6(13.3)	9(13.0)	1.23(0.37-4.10)0.739	
Akan	8(17.8)	17(24.6)	1.73(0.61-4.95)0.300	
Ga	8(17.8)	10(14.5)	1.02(0.33-3.13)0.969	
Others	5(11.1)	11(15.9)	1.8(0.53-6.14)0.348	
Education level				
No formal education	6(13.3)	17(24.6)	Ref	Ref
Primary level	5(11.1)	12(17.4)	0.85(0.21-3.43)0.816	1.54(0.15-4.90) 0.858
JHS	11(24.4)	19(27.5)	0.61(0.19-2.01)0.415	0.61(0.59-3.50)0.586
Secondary	7(15.6)	13(18.8)	0.66(0.18-2.42)0.527	1.48(0.24-9.27)0.677
Tertiary level	16(35.6)	8(11.7)	0.18(0.05-0.62)0.007	0.07(0.012-0.47)0.005

Marital status				
Never married	21(46.7)	10(14.5)	Ref	Ref
Married	16(35.6)	44(63.8)	5.78(2.24-14.87)0.000	3.19(0.83-12.25)0.092
Divorced	8(17.8)	15(21.7)	3.94(1.26-12.33)0.019	1.62(0.31-8.40)0.569
Distance Home-Clinic (km)				
0-5km	26(57.8)	32(46.4)	Ref	
>5km	19(42.2)	37(53.6)	1.58(0.74-3.37)0.235	
Residence area				
Rural	12(26.7)	34(49.3)	Ref	Ref
Urban	33(73.3)	35(50.7)	0.37(0.17-0.84)0.018	0.50(0.16-1.51)0.219
HIV status				
Positive	38(84.4)	59(85.1)	Ref	
Negative	7(15.6)	10(14.5)	0.92(0.32-2.63)0.876	
Alcohol use				
No	29(64.4)	42(60.9)	Ref	
Yes	16(35.6)	27(39.1)	1.12(0.53-2.54)0.700	
Smoking				
No	42(93.3)	56(81.2)	Ref	
Yes	3(6.7)	13(18.8)	3.25(0.87-12.12)0.080	
Health Education During Treatment				
No	3(6.7)	9(13.0)	Ref	
Yes	42(93.3)	60(87.0)	0.48(0.12-1.86)0.287	
Taking Monthly Appointment Card				
No	10(22.2)	12(17.4)	Ref	
Yes	35(77.8)	57(82.7)	1.36(0.53-3.47)0.52	
Counselling about TB before Treatment				
No	17(37.8)	9(13.0)	Ref	Ref
Yes	28(62.2)	60(87.0)	4.05(1.61-10.20)0.003	4.90(1.34-17.81)0.016
Delayed at the DOTs unit				
No	34(75.6)	55(79.7)	Ref	
Yes	11(24.4)	14(20.3)	0.79(0.32-1.93)0.601	
Patient Satisfaction with Health Service				
No	34(75.6)	15(21.7)	Ref	Ref
Yes	11(24.4)	54(78.3)	11.13(4.58-27.06)0.000	18.2(5.16-64.12)0.00
<i>J.of Psy Ins Review</i>				<i>Vol:1.1, Pg:11</i>

Privacy by Health Providers				
No	21(46.7)	41(59.4)	Ref	
Yes	24(53.3)	28(40.6)	0.60(0.28-1.27)	0.183

Source: Fieldwork (2022). Significant 0.05

Discussion

TB Treatment Outcome Before COVID (2017-2018) and During the COVID-19 Pandemic (2019-2020)

The COVID-19 pandemic threatens to reverse recent gains in reducing the global burden of tuberculosis disease, and creative approaches to ensuring the continuity of TB care during the COVID-19 pandemic are urgently needed. The overall treatment success rate was lower than national and international targets of at least 90% success rate but consistent with the Volta Region's performance of less than 85%. The success rate is similar to other studies which reported increase in treatment success among TB patients, 82% in Brazil, 83% in Argentina, 82% in Mogadishu of Somalia [68-71]. The difference observed could be ascribed to the differences in the study sample size and characteristics of study participants. A larger sample size was used in the previous studies compared to the current study. Treatment success rates improved during the pandemic at the Volta Regional Hospital. This could be because TB patients knew they were at high risk of contracting COVID-19 due to their compromised immune system. Therefore, they were more diligent in taking their medication leading to improved treatment outcomes. Also, loss to follow up decreased and this could be as a result of the lockdown which confined people in their places of abode, districts and regions where they could still access the TB treatment which eventually brought to the fore reduction in the lost to follow up.

Patients Adherence to TB Treatment During COVID-19 Pandemic

The adherence rate (60.5%) in this study (was higher than that recorded in Southern Ethiopia (25%), Northwest Ethiopia (21%) and Equatorial Guinea (17.8%), South Korea (56.5%) but lower than rates reported in Ketu North District in the Volta Region of Ghana (81.6%) [61], and Ethiopia (90.0%) [13,61,72-75]. The plausible explanations for the higher adherence rate in our study include increased awareness

of TB infection via effective health education in the district and the relatively greater proportion of volunteered treatment supporters. Moreover, differences in methodology including study design, type of sampling technique, sample size, and definition of adherence could account for the dissimilarities in the adherence rates between our study and those recorded in South Korea, Equatorial Guinea and Ethiopia.

Factors Associated with Adherence to TB Treatment During the COVID-19 Period

Participants who attained a tertiary level of education were less likely to adhere to TB treatment during COVID-19 period than their counterparts in this current study. This agrees to a study by that, respondents with a high level of education were less likely to adhere to TB treatment than respondents who had a low level of education [75]. The reason could be that people who are more educated can read and understand available information on TB therefore healthcare workers might assume they already know about TB and may not give them in-depth counselling prior to starting treatment. Also, participants who received some form of counselling before starting their TB treatment were more likely to adhere to treatment during the COVID-19 period. This finding affirms a study by [77] that, patients who receive some counselling before starting their TB treatment always adhere to treatment. The implication is that health counselling improves knowledge related to TB, reduces stigma, stress, and reinforces acceptance within the family and community. It confirms a study by [78] that patient-focused interventions through counselling affect medication adherence, improved knowledge, quality of life, social support, de-pression, and stigma reduction.

Counselling is essential for people with TB to encourage them to control, take medication regularly, and find a cure. The review provides scientific evidence that health counselling is required by TB patients during the medication to gain knowledge,

emotional, psychological, and spiritual support and reduce stigma. Consequently, it will improve medication adherence. Moreover, patient satisfaction was statistically significant related to adherence to TB treatment. An increase overall patient satisfaction on TB treatment service has a positive effect on patient adherence to TB treatment. This is consistent with the study done in Kenya by [79] that higher patient satisfaction with the service at the hospital was significantly associated with higher levels of adherence.

Limitation of the Study

Limitation of this study could be a recall bias since the participants had already completed their treatment and could not remember vividly some of the things that influenced them during the pandemic.

Conclusion

The study sought to investigate the factors influencing patients' adherence to TB treatment before (2017-2018) and during COVID-19 pandemic (2019-2020) era in the Hohoe Municipality, Ghana using Volta Regional Hospital as the case study. The study found an increase in treatment success rate during the Covid-19 period from 82.7% to 89.1%). The study found good adherence to TB treatment during the COVID-19 pandemic. Attaining a tertiary level of education, receiving counselling about TB before treatment and being satisfied with TB health services during COVID-19 period were the factors associated with adherence to TB care in this current study.

Recommendations for Policy

The study recommends that the Ghana Health Service should continue to provide health education and counselling programmes on the disease and treatment adherence to patients on TB treatment. Stakeholders and NGOs should help provide a package of treatment adherence interventions to patients on TB treatment in conjunction with the selection of a suitable treatment administration option.

Abbreviations

CERGIS: The Centre for Remote Sensing and Geographic Information Services

COVID 19: Coronavirus Disease

DOTs: Directly Observed Treatment, Short-course

HIV: Human Immunodeficiency Virus

MDR-TB: Multidrug-resistant Tuberculosis

NGOs: Non-governmental Organizations

SDGs: Sustainable Development Goals

TB: Tuberculosis

WHO: World Health Organisation

Acknowledgments
I thank the respondents for sacrificing their time to take part in the study and the research assistants for helping in the data collection.

Author Contributions

Anthony Edward Boakye: Conceptualise the study, data curation, formal analysis, writing – review & editing, and methodology

Rita Tekperterey: Writing – original draft, Software and proof reading

Declaration

Ethical Approval

Ethical approval (with ID number UHAS-RCE A./10/111/21-22) to conduct the study was taken from the Research Ethics Committee of the University of Health and Allied Sciences, Ho, Ghana.

Consent to Participate in the Study

In the field, verbal consent was taken before a participant could take part in the study.

Consent to Publish

Participants were told that the study was strictly academic and that the results would be published for the purposes of contributing to building academic literature.

Funding

The study was self-funded.

Data Availability Statement

The data is only available to the author hence it was a primary data.

Conflicts of Interest

The authors declare no conflicts of interest.

References

Villar-Hernández R, Ghodousi A, Konstantynovska O, Duarte R, Lange C, et al. (2023) Tuberculosis:

- current challenges and beyond. *Breathe* 19: 20166.
2. WHO (2022) Global tuberculosis report 2022. Geneva: World Health Organization Licence: CC BY-NC -SA 3.0 IGO.
 3. Falzon D, Zignol M, Bastard M, Floyd K, Kasaeva T (2023) The impact of the COVID-19 pandemic on the global tuberculosis epidemic. *Front Immunol* 14: 1234785.
 4. Maphalle LNF, Michniak-Kohn BB, Ogunrombi MO, Adeleke OA (2022) Pediatric Tuberculosis Management: A Global Challenge or Breakthrough?. *Children (Basel)* 9: 1120.
 5. Torpey K, Agyei-Nkansah A, Ogyiri L, Forson A, Lartey M, et al. (2020) Management of TB/HIV co-infection: the state of the evidence. *Ghana Med J* 54: 186-196.
 6. Lv H, Wang L, Zhang X, Dang C, Liu F, et al. (2024) Further analysis of tuberculosis in eight high-burden countries based on the Global Burden of Disease Study 2021 data. *Infectious Disease of Poverty* 13: 70.
 7. Verkuijl S, Bastard M, Brands A, Viney K, Masini T, et al. (2024) Global re-reporting on TB in children and adolescents: how far have we come and what remains to be done?. *IJTL D Open* 1: 3-6.
 8. Alsayed SSR, Gunosewoyo H (2023) Tuberculosis: Pathogenesis, Current Treatment Regimens and New Drug Targets. *Int J Mol Sci* 24: 5202.
 9. WHO (2019) WHO consolidated guidelines on drug-resistant tuberculosis treatment. Geneva: World Health Organization; 2019. Licence: CC BY-NC-SA 3.0 IGO.
 10. Lemmers M, Verschoor MA, Kim BV, Hickey M, Vazquez JC, et al. (2019) Medical treatment for early fetal death (less than 24 weeks). *Cochrane Database Syst Rev* 6: CD002253.
 11. Limenh LW, Kasahun AE, Sendekie AK, Seid AM, Mitku ML, Fenta ET, et al. (2024) Tuberculosis treatment outcomes and associated factors among tuberculosis patients treated at healthcare facilities of Motta Town, Northwest Ethiopia: a five-year retrospective study. *Sci Rep* 14: 7695.
 12. Dartois VA, Rubin EJ (2022) Anti-tuberculosis treatment strategies and drug development: challenges and priorities. *Nat Rev Microbiol* 20: 685-701.
 13. Xu Y, Wu J, Liao S, Sun Z (2017) Treating tuberculosis with high doses of anti-TB drugs: mechanisms and out-comes. *Ann Clin Microbiol Antimicrob* 16: 67.
 14. Zhang N, Savic RM, Boeree MJ, Peloquin CA, Weiner M, et al. (2021) Tuberculosis Trials Consortium (TBTC) and Pan African Consortium for the Evaluation of Antituberculosis Antibiotics (PanACEA) Networks. Optimising pyrazinamide for the treatment of tuberculosis. *Eur Respir J* 58: 2002013.
 15. Nieuwlaat R, Wilczynski N, Navarro T, Hobson N, Jeffery R, et al. (2014) Interventions for enhancing medication adherence. *Cochrane Database Syst Rev* CD000011.
 16. van Riet-Nales DA, Schobben AF, Vromans H, Egberts TC, Rademaker CM (2016) Safe and effective pharmacotherapy in infants and preschool children: importance of formulation aspects. *Arch Dis Child* 101: 662-669.
 17. Liebenberg D, Gordhan BG, Kana BD (2022) Drug resistant tuberculosis: Implications for transmission, diagnosis, and disease management. *Front Cell Infect Microbiol* 12: 943545.
 18. Belachew T, Yaheya S, Tilahun N, Gebrie E, Seid R, et al. (2022) Multidrug-Resistant Tuberculosis Treatment Outcome and Associated Factors at the University of Gondar Comprehensive Specialized Hospital: A Ten-Year Retrospective Study. *Infect Drug Resist* 15: 2891-2899.
 19. Chanda E (2024) The clinical profile and outcomes of drug resistant tuberculosis in Central Province of Zambia. *BMC Infect Dis* 24: 364.
 20. Mancuso G, Midiri A, De Gaetano S, Ponzio E, Biondo C (2023) Tackling Drug-Resistant Tuberculosis: New Challenges from the Old Pathogen *Mycobacterium tuberculosis*. *Microorganisms* 11: 2277.
 21. Merk H, Ködmön C, van der Werf MJ (2019) Will we reach the Sustainable Development Goals target for tuberculosis in the European Union/European Economic Area by 2030? *Euro Surveill* 24: 1900153.
 22. Silva S, Arinaminpathy N, Atun R, Goosby E, Reid M (2021) Economic impact of tuberculosis mortality in 120 countries and the cost of not achieving the Sustainable Development Goals tuberculosis targets: a full-income analysis. *Lancet Glob Health* 9: e1372-e1379.
 23. Abas SA, Ismail N, Zakaria Y, Yasin SM, Ibraim

- K, et al. (2024) Enhancing tuberculosis treatment adherence and motivation through gamified real-time mobile app utilization: a single-arm intervention study. *BMC Public Health* 24: 249.
24. Vernon A, Fielding K, Savic R, Dodd L, Nahid P (2019) The importance of adherence in tuberculosis treatment clinical trials and its relevance in explanatory and pragmatic trials. *PLoS Med* 16: e1002884.
 25. WHO (2011) Adherence to medication among chronic patients in Middle Eastern countries: review of studies. *Eastern Mediterranean Health Journal* 17: 356-363.
 26. Pradipta IS, Houtsma D, van Boven JFM, Alffenaar JC, Hak E (2020) Interventions to improve medication adherence in tuberculosis patients: a systematic review of randomized controlled studies. *npj Prim Care Respir Med* 30: 21.
 27. Matakanye H, Grace Tshitangano T (2024) Enhancing TB treatment adherence through the application of the Behaviour Change Wheel. *Cogent Public Health* 11.
 28. Matakanye H, Grace Tshitangano T (2024) Enhancing TB treatment adherence through the application of the Behaviour Change Wheel. *Cogent Public Health* 11.
 29. Gebremariam RB, Wolde M, Beyene A (2021) Determinants of adherence to anti-TB treatment and associated factors among adult TB patients in Gondar city administration, Northwest, Ethiopia: based on health belief model perspective. *J Health Popul Nutr* 40: 49.
 30. Kleinsinger F (2018) The Unmet Challenge of Medication Nonadherence. *Perm J* 22: 18-033.
 31. Lemoyne SE, Herbots HH, De Blick D, Remmen R, Monsieurs KG, et al. (2019) Appropriateness of transferring nursing home residents to emergency departments: a systematic review. *BMC Geriatr* 19: 17.
 32. Endashaw Hareru H, Sisay D, Kassaw C, Kassa R (2022) Antibiotics non-adherence and its associated factors among households in southern Ethiopia. *SAGE Open Med* 10: 20503121221090472.
 33. Ferraz MP (2024) Antimicrobial Resistance: The Impact from and on Society According to One Health Approach. *Societies* 14: 187.
 34. Llor C, Bjerrum L (2014) Antimicrobial resistance: risk associated with antibiotic overuse and initiatives to reduce the problem. *Ther Adv Drug Saf* 5: 229-241.
 35. Fernandez-Lazaro CI, García-González JM, Adams DP, Fernandez-Lazaro D, Mielgo-Ayuso J, et al. (2019) Adherence to treatment and related factors among patients with chronic conditions in primary care: a cross-sectional study. *BMC Fam Pract* 20: 132.
 36. Leppée M, Culig J, Mandic K, Eric M (2014) 3Ps--Pharmacist, Physician and Patient: Proposal for Joint Cooperation to Increase Adherence to Medication. *West Indian Med J* 63: 744-751.
 37. Hassan Y, Al-Temimi AA, Ramli R, Saad MFM, Aziz NA (2019) Difficulties facing the patients and extra burden for healthcare providers by non-adherence to the medications - a comprehensive review. *Indian Journal of Pharmaceutical Education and Research* 53: s487-s499.
 38. Stewart SJF, Moon Z, Horne R (2022) Medication nonadherence: health impact, prevalence, correlates and interventions. *Psychology & Health* 38: 726-765.
 39. Alosaimi K, Alwafi H, Alhindi Y, Falemban A, Alshan-beri A, et al. (2022) Medication Adherence among Patients with Chronic Diseases in Saudi Arabia. *Int J Environ Res Public Health* 19: 10053.
 40. Kassaw AT, Sendekie A, Minyihun A, Gebresillassie BM (2024) Medication regimen complexity and its impact on medication adherence in patients with multimorbidity at a comprehensive specialized hospital in Ethiopia. *Front Med* 11: 1369569.
 41. Neiman AB, Ruppert T, Ho M, Garber L, Weidle PJ, et al. (2017) CDC Grand Rounds: Improving Medication Adherence for Chronic Disease Management — Innovations and Opportunities. *MMWR Morb Mortal Wkly Rep* 66.
 42. Garg K, Bahurupi Y, Aggarwal P, Badola M (2023) Impact of COVID-19 on the national tuberculosis elimination program in Uttarakhand, India: a mixed-methods research study. *Infect Prev Pract* 5: 100269.
 43. Jeong Y, Min J (2023). Impact of COVID-19 Pandemic on Tuberculosis Preventive Services and Their Post-Pandemic Recovery Strategies: A Rapid Review of Literature. *J Korean Med Sci* 38: e43.
 44. Zaporozhan N, Negrean RA, Hodişan R, Zaporozhan C, Csep A, et al. (2024) Evolution of Laboratory Diagnosis of Tuberculosis. *Clin Pract* 14: 388-416.

45. Hsiao CT, Sun JJ, Chiang YH, Chen HL, Liu TY (2021) Experience of patients with COVID-19 in hospital isolation in Taiwan. *Nurs Health Sci* 23: 888-897.
46. Ozdemir S, Oztomurcuk D, Oruc MA (2022) Impact of the COVID-19 pandemic on tuberculosis patients and tuberculosis control programs in Turkey, review and analysis. *Arch Public Health* 80: 252.
47. Cioboata R, Biciusca V, Olteanu M, Vasile CM (2023) COVID-19 and Tuberculosis: Unveiling the Dual Threat and Shared Solutions Perspective. *J Clin Med* 12: 4784.
48. McCarthy RNE, Donkoh ET, Arthur DD, Dassah ET, Boadu KO, et al. (2023) Public relations strategies employed by the Ghana Health Service to address COVID-19 vaccine hesitancy: a qualitative inquiry. *Trop Med Health* 51: 26.
49. Filip R, Gheorghita Puscaselu R, Anchidin-Norocel L, Dimian M, Savage WK (2022) Global Challenges to Public Health Care Systems during the COVID-19 Pandemic: A Review of Pandemic Measures and Problems. *J Pers Med*. 12: 1295.
50. Yeboah I, Dwomoh D, Ndejjo R, Kabwama SN, Ohemeng F, et al. (2024) Maintaining essential health services during COVID-19 in Ghana: a qualitative study. *BMJ Glob Health* 8: e013284.
51. Jain S, Singhai M, Chadha V, Somashekar N (2023) Resilience strengthening of tuberculosis diagnostic services under national tuberculosis program to withstand pandemic situations. *Indian J Med Sci* 75: 94-99.
52. Blume MC, Waldman EA, Ana Angélica, Bulcão PL, Penón Rújula MJ, et al. (2024) The impact of the SARS-CoV-2 pandemic on tuberculosis notifications and deaths in the state of São Paulo, Brazil: a cross-sectional study. *The Lancet Regional Health – Americas* 34: 100765.
53. Appiah MA, Arthur JA, Gborgblorvor D, Asampong E, Kye-Duodu G, et al. (2023) Barriers to tuberculosis treatment adherence in high-burden tuberculosis settings in Ashanti region, Ghana: a qualitative study from patient's perspective. *BMC Public Health* 23: 1317.
54. Bio RB, Akweongo P, Koduah A, Adomah-Afari A (2024) Eco-nomic burden and coping mechanisms by tuberculosis treatment supporters: a mixed method approach from Bono Region, Ghana. *BMC Health Serv Res* 24: 148.
55. Bio RB, Akweongo P, Adomah-Afari A, Koduah A (2023) Determinants of tuberculosis treatment support costs to the treatment supporters in rural Ghana. *AIMS Public Health* 10: 78-93.
56. Lemma Tirore L, Ersido T, Beyene Handiso T, Shiferaw Areba A (2024) Non-adherence to anti-tuberculosis treatment and associated factors among TB patients in public health facilities of Hossana town, Southern Ethiopia, 2022. *Front Med (Lausanne)* 11: 1360351.
57. Appiah MA, Arthur JA, Asampong E, Kamau EM, Gborgblorvor D, et al. (2024) Health service providers' perspective on barriers and strategies to tuberculosis treatment adherence in Obuasi Municipal and Obuasi East District in the Ashanti region, Ghana: a qualitative study. *Discov Health Systems* 3: 19.
58. WHO (2017) Guidelines for treatment of drug-susceptible tuberculosis and patient care. Geneva: World Health Organization.
59. Salifu Y, Eliason C, Mensah G (2016) 'Ghost' stories: sociocultural factors influencing tuberculosis treatment adherence in Ghana. *Prim Heal Care* 26: 34-41.
60. Danso E, Addo IY, Ampomah IG (2015) Patients' Compliance with Tuberculosis Medication in Ghana: Evidence from a Periurban Community. *Adv Public Heal* 1-6.
61. Dogah E, Aviiisah M, Kuatewo DM, Kpene GE, Lokpo SY, et al. (2021) Factors Influencing Adherence to Tuberculosis Treatment in the Ketu North District of the Volta Region, Ghana. *Tuberc Res Treat* 6685039.
62. Zegeye A, Dessie G, Wagnaw F, Gebrie A, Islam S, et al. (2019) Prevalence and determinants of anti-tuberculosis treatment non-adherence in Ethiopia: A systematic review and meta-analysis. *PLoS One* 14: e0210422.
63. Modern Ghana (2014) Volta Region records 1,763 TB cases in 2013 <https://www.modernghana.com/news/540858/volta-region-records-1763-tb-cases-in-2013.html>.
64. Aggarwal R, Ranganathan P (2019) Study designs: Part 2 - Descriptive studies. *Perspect Clin Res* 10: 34-36.
65. Ranganathan P, Aggarwal R (2018) Study designs: Part 1 - An overview and classification. *Perspect Clin Res* 9: 184-186.

66. Elfil M, Negida A (2017) Sampling methods in Clinical Research; an Educational Review. *Emerg (Tehran)* 5: e52.
67. Krejcie RV, Morgan DW (1970) Determining sample size for research activities. *Educational and Psychological Measurement* 30: 607-610.
68. Carter DJ, Daniel R, Torrens AWN, Sanchez M, Maciel ELN, et al. (2019) The impact of a cash transfer programme on tuberculosis treatment success rate: a quasi-experimental study in Brazil. *BMJ Glob Health* 4: e001029.
69. Torres CNM, Quijano, Rodríguez JJ, Porras Andrade PS, Arriaga MB, et al. (2019) Factors predictive of the success of tuberculosis treatment: A systematic review with meta-analysis. *PLoS One* 14: e0226507.
70. Klein K, Bernachea MP, Iribarren S, Gibbons L, Chirico C, et al. (2019) Evaluation of a social protection policy on tuberculosis treatment outcomes: A prospective cohort study. *PLoS Med* 16: e1002788. *PLoS Med* 16: e1002826.
71. Ali MK, Karanja S, Karama M (2017) Factors associated with tuberculosis treatment outcomes among tuberculosis patients attending tuberculosis treatment centres in 2016-2017 in Mogadishu, Somalia. *Pan Afr Med J* 28: 197.
72. Bea S, Lee H, Kim JH, Jang SH, Son H, et al. (2021) Adherence and Associated Factors of Treatment Regimen in Drug-Susceptible Tuberculosis Patients. *Front Pharmacol* 12: 625078.
73. Mekonnen HS, Azagew AW (2018) Non-adherence to anti-tuberculosis treatment, reasons and associated factors among TB patients attending at Gondar town health centers, Northwest Ethiopia. *BMC Res Notes* 11: 691.
74. Fagundes G, Perez-Freixo H, Eyene J, Momo JC, Biyé L, et al. (2016) Treatment adherence of tuberculosis patients attending two reference units in Equatorial Guinea. *PLoS One* 11: e0161995.
75. Tola HH, Holakouie-Naieni K, Tesfaye E, Mansournia MA, Yaseri M, et al. (2019) Prevalence of tuberculosis treatment non-adherence in Ethiopia: a systematic review and meta-analysis. *The International Journal of Tuberculosis and Lung Disease* 23: 741-749.
76. Gandhi AP, KathirvelS. Rehman T (2022) Effect of COVID-19 lockdown on the pathway of care and treatment outcome among patients with tuberculosis in a rural part of northern India: a community-based study. *J Rural Med* 17: 59-66.
76. Efendi S, Sjattar EL, Syam Y (2022) Health counseling support medication adherence to regular pulmonary tuberculosis patients. *Clinical Epidemiology and Global Health* 15: 101055.
77. Khachadourian V, Truzyan N, Harutyunyan A, Petro-syan V, Davtyan H, et al. (2020) People-centred care versus clinic-based DOT for continuation phase TB treatment in Armenia: a cluster randomized trial. *BMC Pulm Med* 20: 105.
78. Chebet N, Kirui J, Otieno G, Sanga D, Wanjau G, et al. (2022) Tuberculosis treatment adherence among patients taking anti-TB drugs in Kilifi County, Kenya. *Afr J Health Sci* 35: 210-23.
79. Bea S, Lee H, Kim JH, Jang SH, Son H, et al. (2021) Adherence and Associated Factors of Treatment Regimen in Drug-Susceptible Tuberculosis Patients. *Front Pharmacol* 12: 625078.
80. Gunsaru V, Henrion MYR, McQuaid CF (2024) The impact of the COVID-19 pandemic on tuberculosis treatment outcomes in 49 high burden countries. *BMC Med* 22: 312.
81. Mousing CA, Sørensen D (2021) Living with the risk of being infected: COPD patients' experiences during the coronavirus pandemic. *J Clin Nurs* 30: 1719-1729.
82. Nyasulu PS, Doumbia CO, Ngah V, Togo ACG, Diarra B, et al. (2024) Multidrug-resistant tuberculosis: latest opinions on epidemiology, rapid diagnosis and management. *Curr Opin Pulm Med* 30: 217-228.
83. Umar S, Fusheini A, Ayanore MA (2020) The shared experiences of insured members and the uninsured in health care access and utilization under Ghana's national health insurance scheme: Evidence from the Hohoe Municipality. *PLoS One* 15: e0244155.
84. Woimo TT, Yimer WK, Bati T, Gesesew HA (2017) The prevalence and factors associated for anti-tuberculosis treatment non-adherence among pulmonary tuberculosis patients in public health care facilities in South Ethiopia: A cross-sectional study. *BMC Public Health* 17: 269.